

Constant Contact Survey Results

Survey Name: The Hope of Survivors Survey

Response Status: Partial & Completed




Filter: None

Nov 04, 2008 10:46:03 AM

TextBlock:

We need your help! Please take a few moments and complete this very important survey.





Have you been a victim of pastoral sexual abuse?

Answer	0%	100%	Number of Response(s)	Response Ratio
Yes			97	63.3 %
No			54	35.2 %
No Response(s)			2	1.3 %
Totals			153	100%

TextBlock:

If no, skip to question 23.

As a victim, please tell us what was most important to you when you contacted The Hope of Survivors:

Answer	0%	100%	Number of Response(s)	Response Ratio
(a) Finding the Biblical perspective about my experience			22	14.3 %
(b) Connecting with someone who had had a similar experience			68	44.4 %
(c) Understanding the issue of abuse of power			47	30.7 %
Other			16	10.4 %
Totals			153	100%

What qualities did you most want to see exhibited in the person you contacted at The Hope of Survivors?

Answer	0%	100%	Number of Response(s)	Response Ratio
Integrity			40	14.7 %
Compassion			53	19.5 %
Understanding			73	26.9 %
Empathy			52	19.1 %
Christian			40	14.7 %
Other			13	4.7 %
Totals			271	100%

Were you searching for a professional, state-licensed psychologist, therapist, counselor or psychiatrist?

Answer	0%	100%	Number of Response(s)	Response Ratio
Yes			16	10.4 %
No			83	54.2 %
No Response(s)			54	35.2 %
Totals			153	100%







As a victim, which avenue of assistance is most important to you?

Answer	0%	100%	Number of Response(s)	Response Ratio
(a) Having access to help via phone			40	19.2 %
(b) Having access to help via email			52	25.0 %
(c) In person support			32	15.3 %
(d) Having access to help through the web site			31	14.9 %
(e) Reading printed materials			33	15.8 %
(f) Attending victim's conferences			20	9.6 %
Totals			208	100%







Have you filed a lawsuit against your abuser and/or the organization that employed him/her?

Answer	0%	100%	Number of Response(s)	Response Ratio
Yes			18	11.7 %
No			80	52.2 %
No Response(s)			55	35.9 %
Totals			153	100%

If you have filed a lawsuit, what could/would have prevented you from doing so? (Please check all that apply.)

Answer	0%	100%	Number of Response(s)	Response Ratio
(a) Having the church take proper disciplinary action against my abuser			19	21.5 %
(b) Receiving clear communication from the church that it was not my fault			13	14.7 %
(c) Being vindicated by the church, rather than being the subject of gossip and outcast			16	18.1 %
(d) Ongoing dialog with the church for the purpose of healing and resolution			19	21.5 %
(e) Financial restitution for the purpose of paying counseling expenses, lost wages and other actual damages			15	17.0 %
Other			6	6.8 %
Totals			88	100%

Describe what you feel was most helpful to you when you contacted The Hope of Survivors:

Answer	0%	100%	Number of Response(s)	Response Ratio
(a) Information provided on web site			37	18.5 %
(b) Brochures or other materials sent to me by mail			20	10.0 %
(c) Being able to correspond via email/phone			55	27.5 %
(d) Attending conferences or other programs			10	5.0 %
(e) Being referred to a licensed counselor in my area			0	0.0 %
(f) Talking to someone who knew what I had experienced			68	34.0 %
Other			10	5.0 %
Totals			200	100%

Has The Hope of Survivors helped you in any of the following ways (please check all that apply):

Answer	0%	100%	Number of Response(s)	Response Ratio
(a) Helped me understand the issue of pastoral sexual abuse and the responsibility of the spiritual leader and church			76	44.7 %
(b) Restored my faith and trust in God, which led me to a deeper relationship with Him			35	20.5 %
(c) Directly or indirectly prevented me from committing suicide and/or self-injury			33	19.4 %
Other			26	15.2 %
Totals			170	100%

How long were you aware of The Hope of Survivors before you made contact?

Answer	0%	100%	Number of Response(s)	Response Ratio
(a) Same day			45	29.4 %
(b) Within a week			19	12.4 %
(c) During the same month			15	9.8 %
(d) A year or more later			15	9.8 %
No Response(s)			59	38.5 %
Totals			153	100%

What is your gender?

Answer	0%	100%	Number of Response(s)	Response Ratio
Male			6	3.9 %
Female			91	59.4 %
No Response(s)			56	36.6 %
Totals			153	100%

What is your age now?

97 Response(s)

How old were you when you were abused?

96 Response(s)

Were you married when the abuse occurred?

Answer	0%	100%	Number of Response(s)	Response Ratio
Yes			54	35.2 %
No			41	26.7 %
No Response(s)			58	37.9 %
Totals			153	100%

If married, how did the abuse affect your marriage?

Answer	0%	100%	Number of Response(s)	Response Ratio
(a) Marriage ended in divorce			13	19.6 %
(b) After initial stress, marriage was healed			23	34.8 %
(c) Marriage is struggling			14	21.2 %
Other			16	24.2 %
Totals			66	100%

Did you have any of the following physical changes as a result of the abuse (please check all that apply):

Answer	0%	100%	Number of Response(s)	Response Ratio
(a) Lost weight			45	29.4 %
(b) Gained weight			33	21.5 %
(c) Remained the same weight			16	10.4 %
No Response(s)			59	38.5 %
Totals			153	100%

How did the experience affect you financially?

Answer	0%	100%	Number of Response(s)	Response Ratio
(a) No effect on my financial situation			34	22.2 %
(b) Caused financial hardship			59	38.5 %
No Response(s)			60	39.2 %
Totals			153	100%

If the pastoral sexual abuse caused you financial hardship, what were the reasons (check all that apply)?

Answer	0%	100%	Number of Response(s)	Response Ratio
(a) Unable to work due to emotional stress			29	36.2 %
(b) Lost my job due to taking too many sick days, poor performance, lack of concentration, etc.			10	12.5 %
(c) Abuser played a direct role in my termination			8	10.0 %
Other			33	41.2 %
Totals			80	100%

Has the abuse affected your social behavior at all?

Answer	0%	100%	Number of Response(s)	Response Ratio
Yes			90	58.8 %
No			5	3.2 %
No Response(s)			58	37.9 %
Totals			153	100%

If yes, how (check all that apply)?

Answer	0%	100%	Number of Response(s)	Response Ratio
(a) I've become celibate.			15	5.2 %
(b) I've become promiscuous.			9	3.1 %
(c) I've remained in a monogamous marriage.			20	6.9 %
(d) I feel as though I have no safe boundaries.			34	11.8 %
(e) I do not go out in public like I used to.			22	7.6 %
(f) I no longer attend church, or find it very difficult to do so.			49	17.0 %
(g) I no longer have the same circle of friends I used to and making new friends			57	19.7 %
(h) I find it hard to trust people, especially church members and pastors.			82	28.4 %
Totals			288	100%






What are some of the emotions you feel now in regard to the pastoral sexual abuse you suffered in the past (check all that apply)?

Answer	0%	100%	Number of Response(s)	Response Ratio
Anger (possibly due to lack of justice or proper resolution)			55	15.5 %
Peace (God has given you peace, despite what happened and the outcome)			43	12.1 %
Fear (fearful of the pastor, church, God, etc.)			34	9.6 %
Resignation (gave up hoping something would be done, and resigned yourself to how things are)			44	12.4 %
Resentment (bitter toward the pastor or church for their actions, etc.)			35	9.9 %
Guilt (feeling somehow responsible for what happened, even though you know the pastor bears the responsibility)			44	12.4 %
Relief (glad it's over, you've healed and moved beyond it)			33	9.3 %
Vengeance (still seeking justice and are unwilling or unable to leave it up to the Lord)			10	2.8 %
Gratitude (thankful for the lessons you learned and the healing God has given you)			55	15.5 %
Totals			353	100%





If available, would you be interested in one of the following:

Answer	0%	100%	Number of Response(s)	Response Ratio
Facilitating a Hope of Survivors Support Group in my area			31	20.2 %
Attending a Hope of Survivors Support Group in my area			50	32.6 %
No Response(s)			72	47.0 %
Totals			153	100%








If you were not a direct victim of pastoral sexual abuse, for what reason did you contact The Hope of Survivors (check all that apply)?

Answer	0%	100%	Number of Response(s)	Response Ratio
(a) Seeking information and help for a friend or family member who was abused			16	21.6 %
(b) Seeking help as a church member where abuse has taken place			5	6.7 %
(c) Looking for educational materials to share with others about this issue			21	28.3 %
(d) Wanting to find out how to have a conference for pastors/church leaders			1	1.3 %
Other			31	41.8 %
Totals			74	100%

If you are a donor, what factors influence your giving to The Hope of Survivors?

Answer	0%	100%	Number of Response(s)	Response Ratio
(a) Integrity of founders / directors / volunteers			30	26.5 %
(b) Goals of the ministry			33	29.2 %
(c) Desire to help others			42	37.1 %
Other			8	7.0 %
Totals			113	100%

What area of The Hope of Survivors ministry is most important to you?

Answer	0%	100%	Number of Response(s)	Response Ratio
(a) Biblical guidance			56	15.4 %
(b) Emotional support			104	28.6 %
(c) Spiritual growth and nurture			58	15.9 %
(d) Conferences (i.e., for victims, congregations or pastors)			41	11.2 %
(e) Education (i.e., for community, congregations or church leadership)			75	20.6 %
(f) Missions (i.e., outreach to Romania, Kenya, etc.)			17	4.6 %
Other			12	3.3 %
Totals			363	100%

TextBlock:

Thank you very much for taking the time to complete this survey. Your answers will help us tailor our programs to better serve you, as well as gather statistical information for the purpose of obtaining grant funds and supporting further research in the area of pastoral sexual abuse.

This survey is confidential and can remain anonymous, however, if you would like to include your contact information, please do so below and we will send you the results of the survey.

Answers	Number of Response(s)
First Name	94
Last Name	92
Home Phone	72
Email Address	96
Address 1	78
Address 2	15
City	79
State/Province (US/Canada)	82
Postal Code	81
Country	90