



Upgrade TheHopeOfSurvivors

- My Surveys
- Library
- Examples
- Survey Services
- Plans & Pricing

+ Create Survey

Upgrade to get meaningful results: View all your responses and get powerful analysis. [View Pricing](#) →

# What Services Are Most Important...

- Summary
- Design Survey
- Collect Responses
- Analyze Results

## CURRENT VIEW

- + FILTER
- + COMPARE
- + SHOW

### No rules applied

Rules allow you to FILTER, COMPARE and SHOW results to see trends and patterns. [Learn more](#) »

## SAVED VIEWS (1)

Original View (No rules applied)

+ Save as...

## EXPORTS

## SHARED DATA

### No shared data

Sharing allows you to share your survey results with others. You can share all data, a saved view, or a single question summary. [Learn more](#) »

Share All

RESPONDENTS: 53 of 53

Export All Share All

- Question Summaries
- Data Trends
- Individual Responses

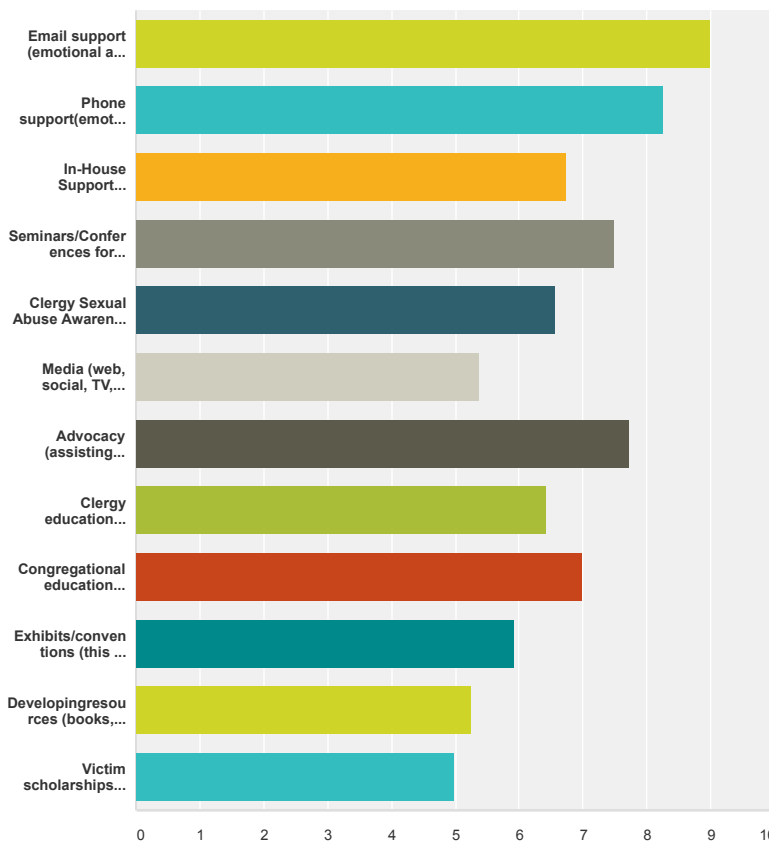
PAGE 1: The Hope of Survivors Services & Resources

Q1

Customize Export

When thinking about how THOS has helped you or how you would like help from THOS, which of the following services/resources are most important to you? Please choose a number for each item.

Answered: 53 Skipped: 0



	1	2	3	4	5	6	7	8
▼ Email support (emotional and spiritual support provided through email communications)	31.71% 13	17.07% 7	14.63% 6	4.88% 2	4.88% 2	2.44% 1	2.44% 1	7.32% 3

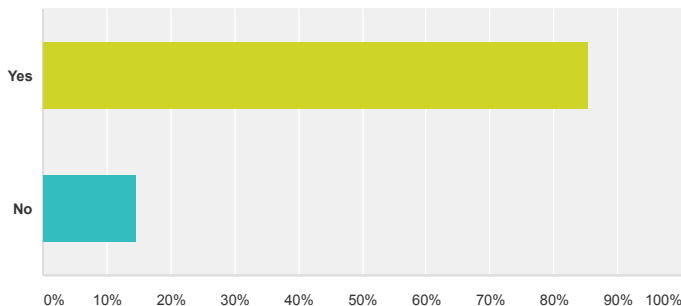
Phone support(emotional and spiritual support provided through telephone, Skype, etc.)	19.51% 8	24.39% 10	12.20% 5	2.44% 1	4.88% 2	4.88% 2	7.32% 3	2.44% 1
In-House Support (face-to-face emotional and spiritual support)	15.79% 6	5.26% 2	10.53% 4	5.26% 2	10.53% 4	2.63% 1	5.26% 2	7.89% 3
Seminars/Conferences for victims and their spouses/support team	7.50% 3	10.00% 4	7.50% 3	20.00% 8	17.50% 7	2.50% 1	5.00% 2	12.50% 5
Clergy Sexual Abuse Awareness & Prevention Campaign	2.70% 1	8.11% 3	16.22% 6	8.11% 3	5.41% 2	8.11% 3	18.92% 7	2.70% 1
Media (web, social, TV, radio, print ads, etc.)	7.69% 3	5.13% 2	2.56% 1	2.56% 1	5.13% 2	10.26% 4	12.82% 5	10.26% 4
Advocacy (assisting victims with reporting abuse, etc.)	7.69% 3	10.26% 4	12.82% 5	20.51% 8	10.26% 4	5.13% 2	12.82% 5	0.00% 0
Clergy education seminars (including pastors, teachers, counselors, seminary students, etc.)	2.78% 1	2.78% 1	11.11% 4	8.33% 3	11.11% 4	11.11% 4	11.11% 4	19.44% 7
Congregational education seminars (keeping church a safe place, healing after abuse in the church, etc.)	7.50% 3	5.00% 2	10.00% 4	12.50% 5	5.00% 2	25.00% 10	2.50% 1	7.50% 3
Exhibits/conventions (this is one major way we raise awareness)	2.56% 1	2.56% 1	10.26% 4	5.13% 2	7.69% 3	12.82% 5	10.26% 4	12.82% 5
Developing resources (books, DVDs, etc.)	6.82% 3	2.27% 1	0.00% 0	4.55% 2	13.64% 6	11.36% 5	4.55% 2	9.09% 4
Victim scholarships (for seminars or in-house support)	4.17% 2	10.42% 5	4.17% 2	4.17% 2	10.42% 5	2.08% 1	6.25% 3	4.17% 2

Q2

Customize Export

When thinking about your choices above, are you willing to financially support The Hope of Survivors as we continue to provide the assistance victims need?

Answered: 48 Skipped: 5



Answer Choices	Responses
Yes	85.42% 41
No	14.58% 7
Total	48

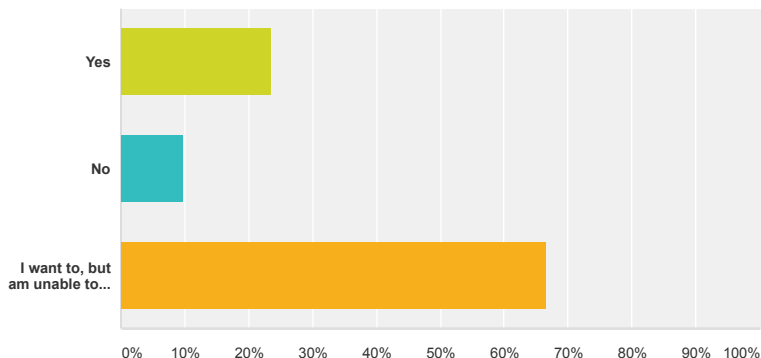
Q3

Customize Export

If you are willing to support The Hope of

**Survivors financially, will you agree to sign up for recurring monthly donations of any amount? You may do so at <http://www.thehopeofsurvivors.com/donate.php>.**

Answered: 51 Skipped: 2



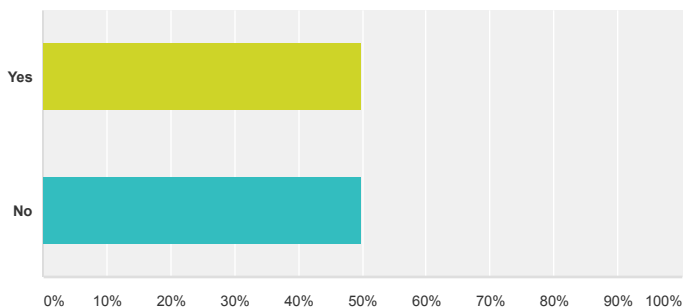
Answer Choices	Responses
Yes	23.53% 12
No	9.80% 5
I want to, but am unable to contribute at this time. You will be in my prayers.	66.67% 34
Total	51

Q4

Customize Export

**For the past 14 years, The Hope of Survivors has operated primarily on volunteer labor. We can no longer do so because the needs of victims and the requests for speaking appointments, seminars, etc., has increased, as well as the expansion of the organization itself (globally). It is nearly impossible to find grants that will support salary expenses. Are you willing to contribute on a monthly basis to enable THOS to hire/keep paid staff in order to fulfill the mission of the organization?**

Answered: 44 Skipped: 9



Answer Choices	Responses
Yes	50% 22
No	50% 22

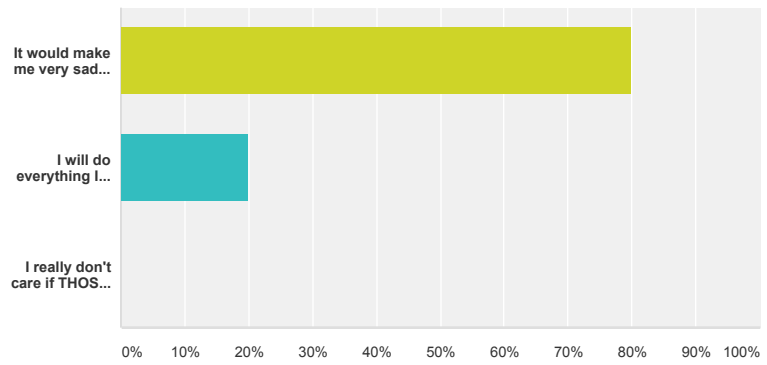
▼ Yes	50.00%	22
▼ No	50.00%	22
Total		44

Q5

Customize Export

**If THOS does not receive the funds needed to hire/retain paid staff, it is likely going to impact how we serve victims and what outreach/awareness events we can do. How would you feel if victims could no longer receive phone support or consistent email support because volunteers who work other jobs simply do not have the time to serve? This is a real possibility.**

Answered: 50 Skipped: 3



Answer Choices	Responses
▼ It would make me very sad because I know the value of personal support for victims.	80.00% 40
▼ I will do everything I can to make sure THOS has funds to keep staff.	20.00% 10
▼ I really don't care if THOS has paid staff or not, or whether victims get personal support.	0.00% 0
Total	50

Community: [Developers](#) • [Facebook](#) • [Twitter](#) • [LinkedIn](#) • [Our Blog](#) • [Google+](#) • [YouTube](#)

About Us: [Management Team](#) • [Board of Directors](#) • [Integrations](#) • [Newsroom](#) • [Office Locations](#) • [Jobs](#) • [Sitemap](#) • [Help](#)

Policies: [Terms of Use](#) • [Privacy Policy](#) • [Anti-Spam Policy](#) • [Security Statement](#) • [Email Opt-In](#) • [Accessibility](#)



Language: [English](#) • [Español](#) • [Português](#) • [Deutsch](#) • [Nederlands](#) • [Français](#) • [Русский](#) • [Italiano](#) • [Dansk](#) • [Svenska](#) • [日本語](#) • [한국어](#) • [中文\(繁體\)](#) • [Türkçe](#) • [Norsk](#) • [Suomi](#)

Copyright © 1999-2016 SurveyMonkey

